



# USING LOUISIANA STATE ASSESSMENT DATA TO EVALUATE TRENDS IN STUDENTS' EARLY LITERACY ACHIEVEMENT

Virginia (Ginny) Hatch, M.S. & George W. Hebert, Ph.D.

# Reading problems are difficult to fix but easy to prevent

The Legislature urged a convening of the Early Literacy Commission in response to research showing:

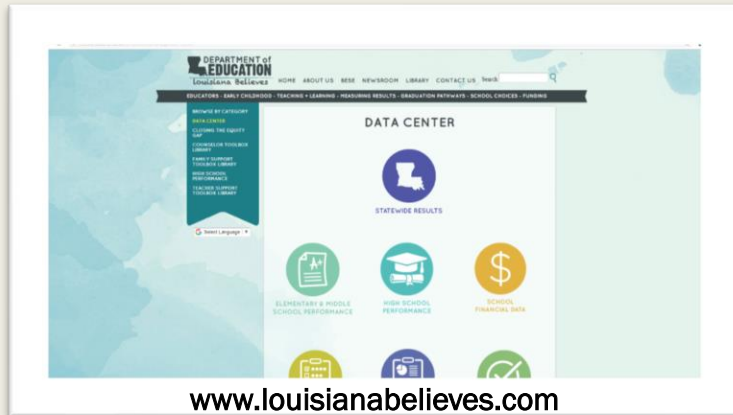
- *Students who do not read proficiently by the end of the third grade are*
  - *four times more likely to drop out*
  - *nearly six times as likely to leave school without earning a diploma*
  - *make up nearly two-thirds of the students who fail to graduate on time from high school*
- *Ninth graders who read on grade-level as third graders are three times more likely to go to college*
- *85 percent of all juveniles who come into contact with the juvenile court system are functionally illiterate, as are 60 percent of all prison inmates*
- *Louisiana spends more than \$270,000 annually to remediate students who read below grade-level*



Preschool to 3<sup>rd</sup> grade early literacy prevention programs

- *Mastery in early literacy may be a particularly important avenue for poverty alleviation* (Reynolds, Ou, Mondí, & Giovanelli, 2019)
- *69.63% of Louisiana's students are classified as economically disadvantaged*

# Learning Objectives



Attendees will increase their understanding of methodological concerns in the utilization of these data sets and analysis.



Attendees will be exposed to state-wide early literacy achievement level trends by examining the percentage of students achieving at or above benchmarks in kindergarten through third grade.



Attendees will be exposed to regional differences and similarities in early literacy achievement levels.



Attendees will increase their understanding of utilizing state-wide published achievement data to illuminate trends within and across regions and parishes.

# Methodology

Louisiana's state assessment data can help...

- **Identify** student's needs based on performance
- **Compare & Contrast** your school's progress to other schools in the same parish or at the region or state level
- **Explore** discrepancies potentially contributing to differences in student's performance; e.g., significant differences in funding
- **Advocate** for prevention and intervention services
- **Celebrate** gains in students' mastery using secondary data

# How Are Early Literacy Skills Measured?

## BENCHMARK TESTING

### DIBELS Next

Fountas and Pinnell Benchmark Assessment System

SRI Foundational Reading Assessment

i-Ready Diagnostic

Strategic Teaching and Evaluation of Progress (STEP)

STAR Reading



# How Are Early Literacy Skills Measured?

Benchmark testing can help answer the following types of questions:

- Is our reading program effective with all students at all grade levels?
- Who and how many students need additional support to become proficient readers?
- Are there exemplar schools or parishes on which we can model successful reading instruction?
- Did we meet our literacy goals this year?

## BENCHMARK TESTING

Grades K through 3  
Fall of 2014 to 2018

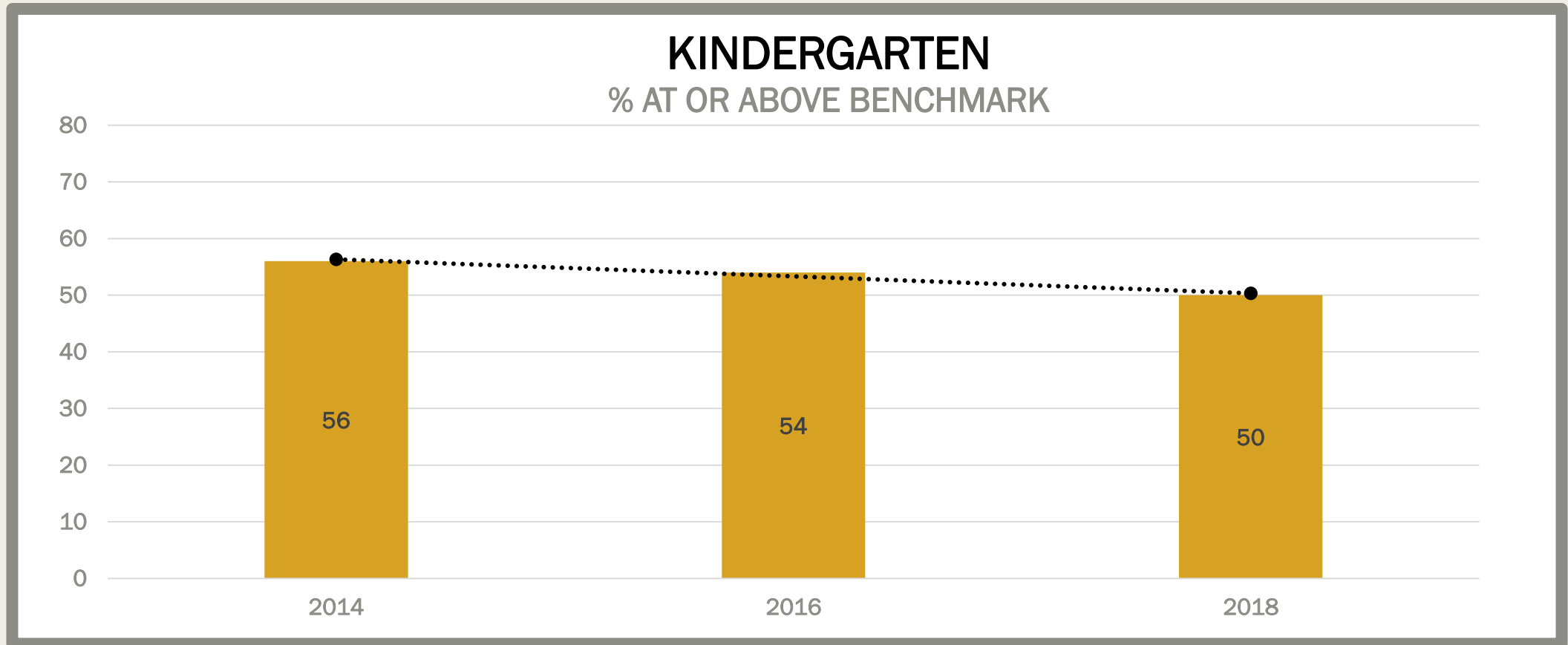


# Challenges to Using Louisiana's State Assessment Data

## Discrepancies present in the data

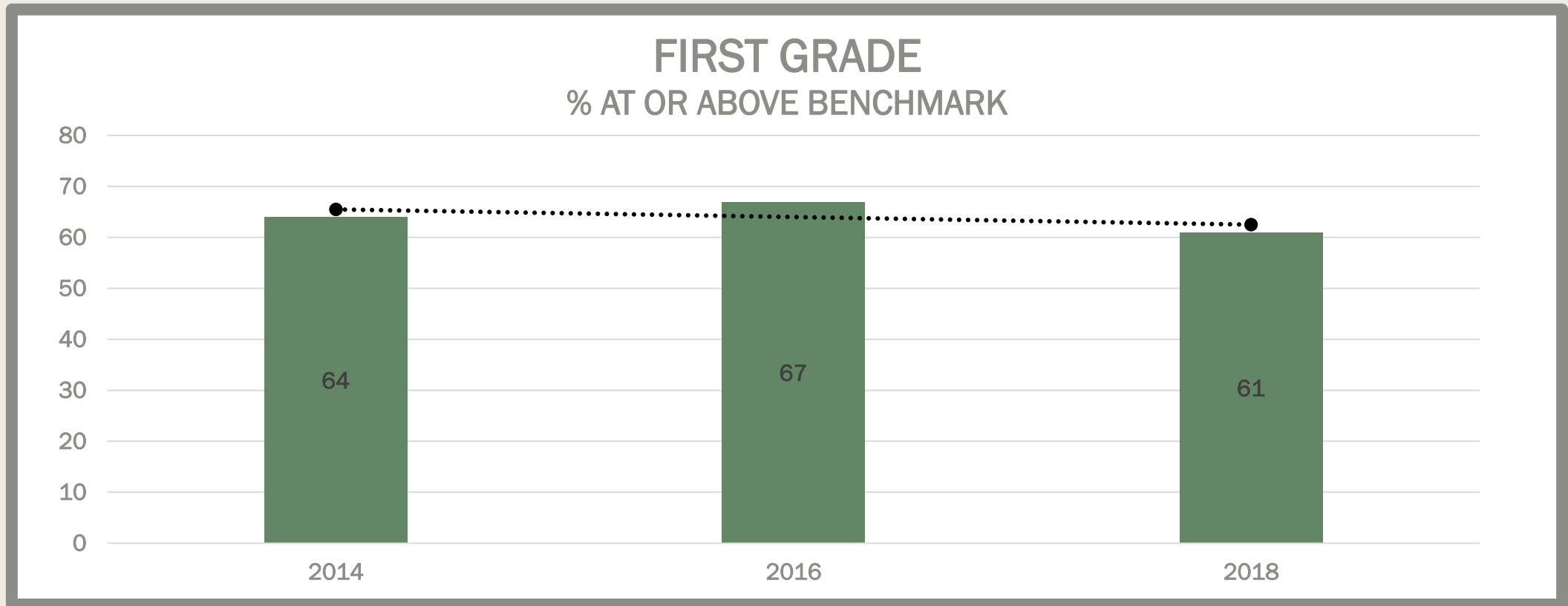
- *Measurement across different schools*
- *Missing performance data for some years*
- *Some districts' or LEA data are reported separately and not reported within parish data*
- *Data format*

# Progress Over Four Years *Statewide*

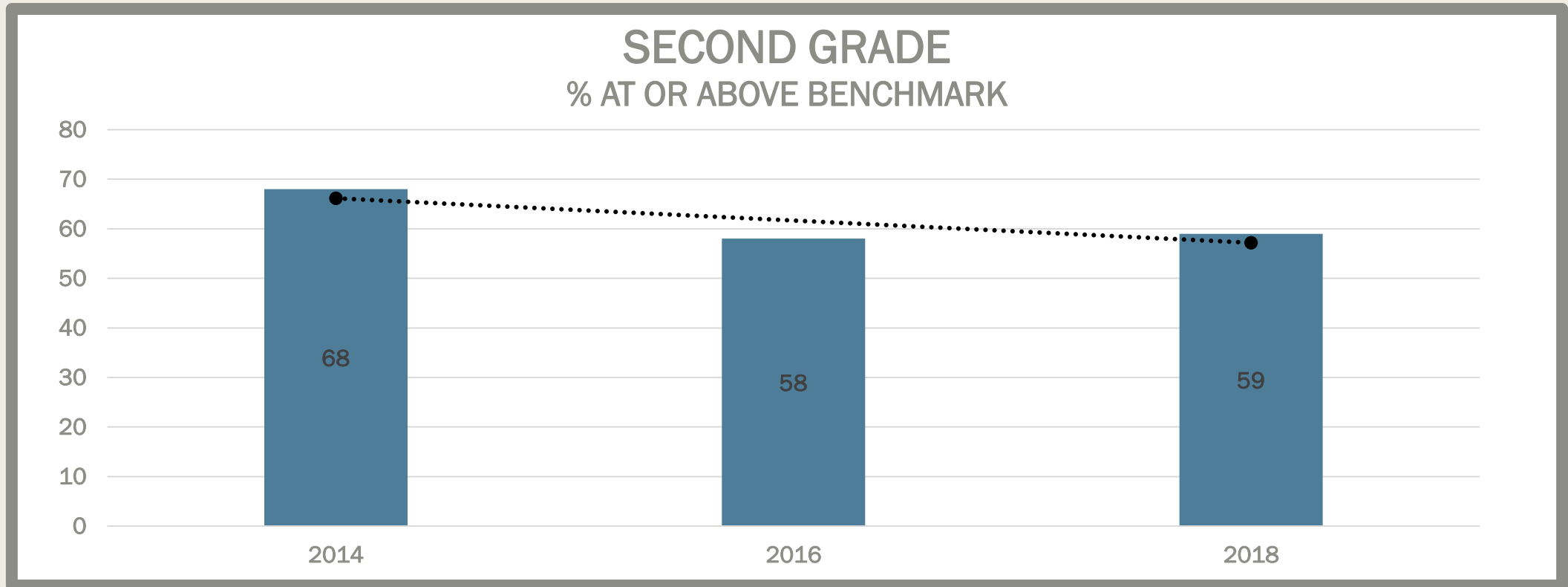




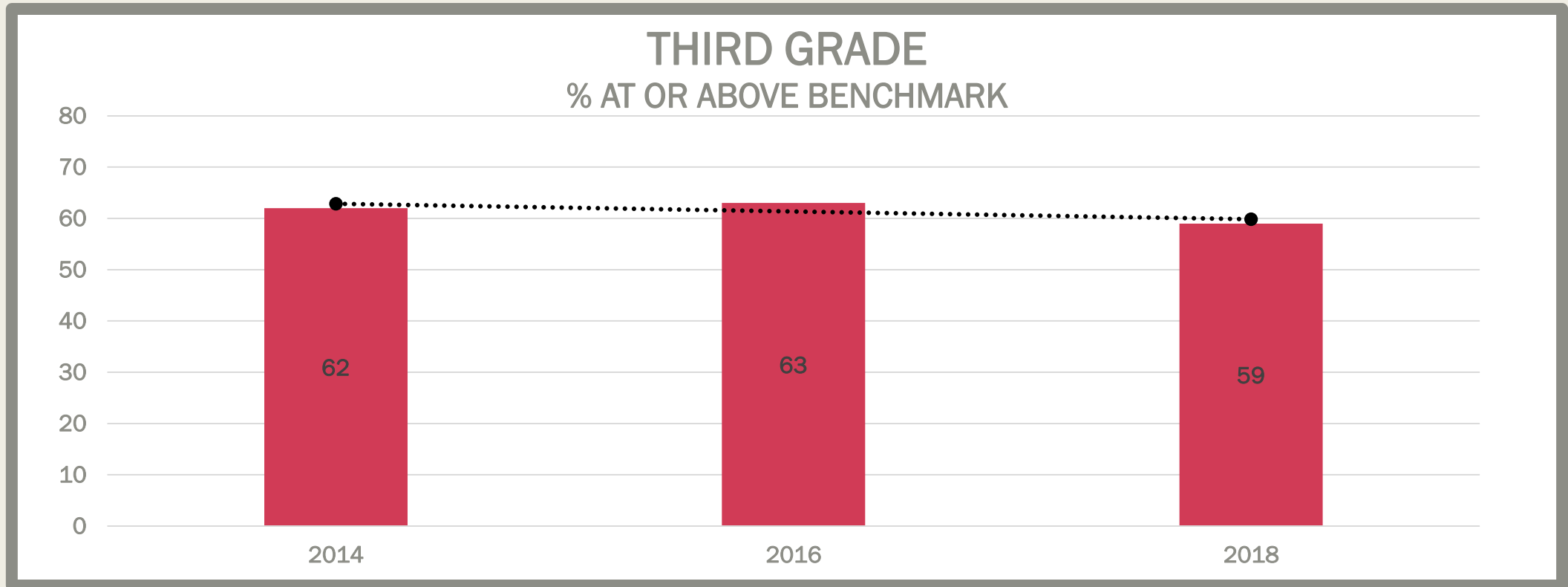
# Progress Over Four Years *Statewide*



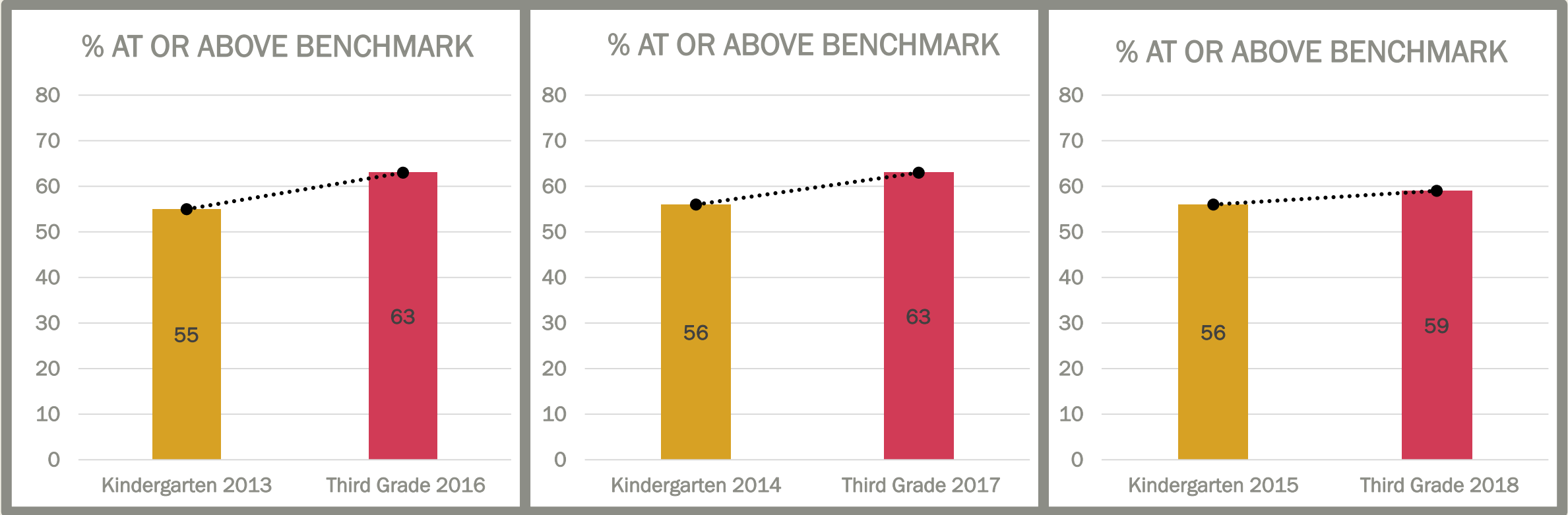
# Progress Over Four Years *Statewide*



# Progress Over Four Years *Statewide*

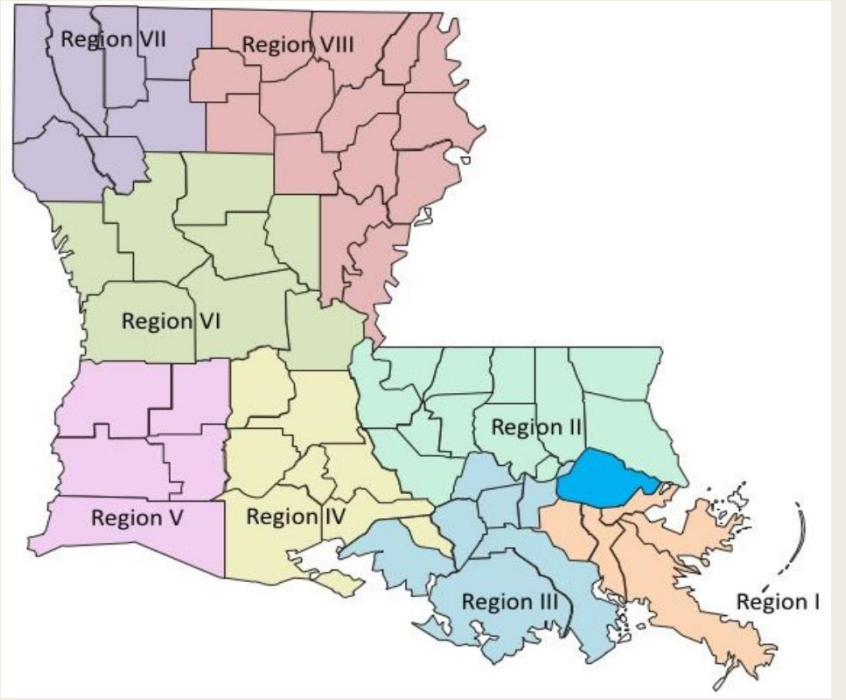


# Progress From Kindergarten to 3<sup>rd</sup> Grade *Statewide*



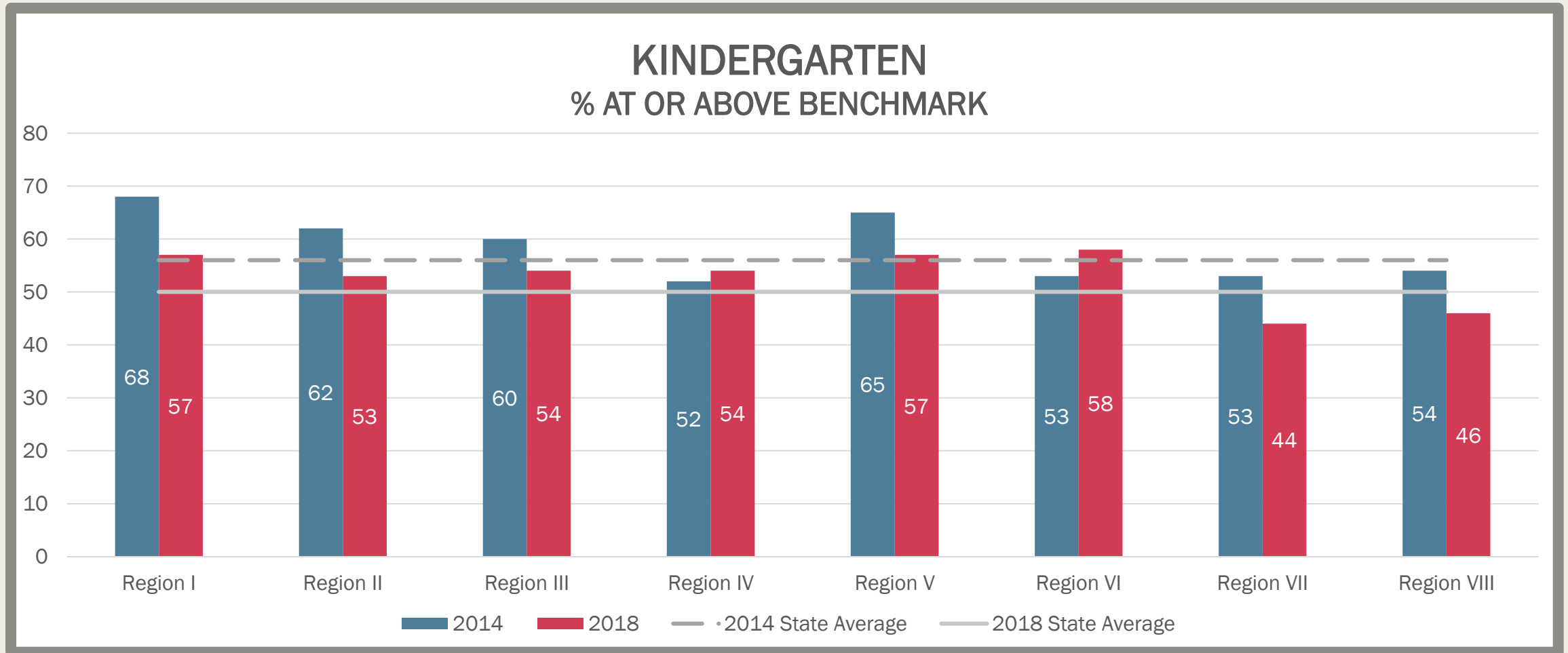
# Louisiana School Psychological Association Regions

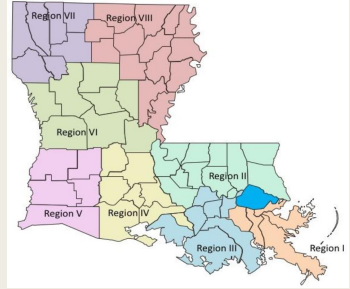
Region	Frequency	Percent	Funding per pupil	Minority %	ED %	Lmd Eng Proficiency %	IEP	504
LA	64	100	\$4,899.98	51.16	69.63	1.51	12.55	6.54
Region I	5	7.8	\$4,009.50	54.74	68.60	3.20	11.00	6.34
Region II	11	17.2	\$4,994.73	58.29	67.74	1.55	12.43	5.68
Region III	7	10.9	\$4,693.56	55.56	66.89	2.71	11.64	8.27
Region IV	7	10.9	\$5,461.37	46.69	70.14	1.84	11.66	6.56
Region V	5	7.8	\$5,453.90	26.76	59.62	.78	13.10	5.14
Region VI	8	12.5	\$6,241.15	39.66	68.19	.61	12.79	7.28
Region VII	7	10.9	\$4,955.76	58.61	69.52	1.06	13.06	5.87
Region VIII	14	21.9	\$6,213.58	58.61	77.65	1.06	13.09	6.66



Region I	Jefferson, Orleans, Plaquemines, St. Bernard, St. Charles
Region II	East Baton Rouge, East Feliciana, Iberville, Livingston, Pointe Coupee, St. Helena, St. Tammany, Tangipahoa, Washington, West Baton Rouge, West Feliciana, City of Baker, City of Bogalusa, Zachary Community
Region III	Ascension, Assumption, Lafourche, St. James, St. John, St. Mary, Terrebonne
Region IV	Acadia, Evangeline, Iberia, Lafayette, St. Landry, St. Martin, Vermillion
Region V	Allen, Beauregard, Calcasieu, Cameron, Jefferson Davis
Region VI	Avoyelles, Grant, LaSalle, Natchitoches, Rapides, Sabine, Vernon, Winn
Region VII	Bienville, Bossier, Caddo, Claiborne, DeSoto, Red River, Webster
Region VIII	Caldwell, Catahoula, Concordia, East Carroll, Franklin, Jackson, Lincoln, Madison, Morehouse, Ouachita, Richland, Tensas, Union, West Carroll, City of Monroe

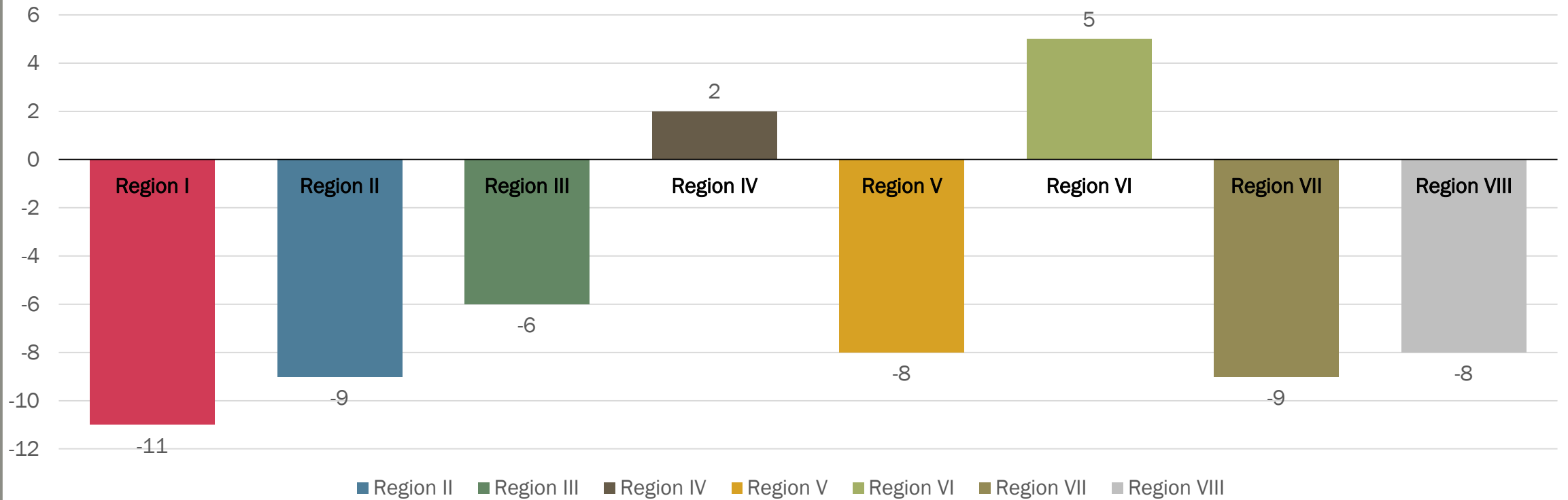
# Progress Over Four Years by *Region*

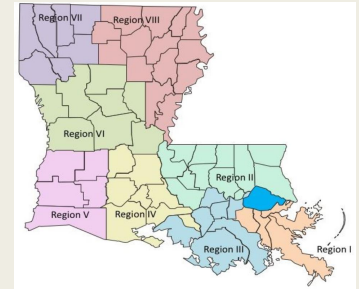




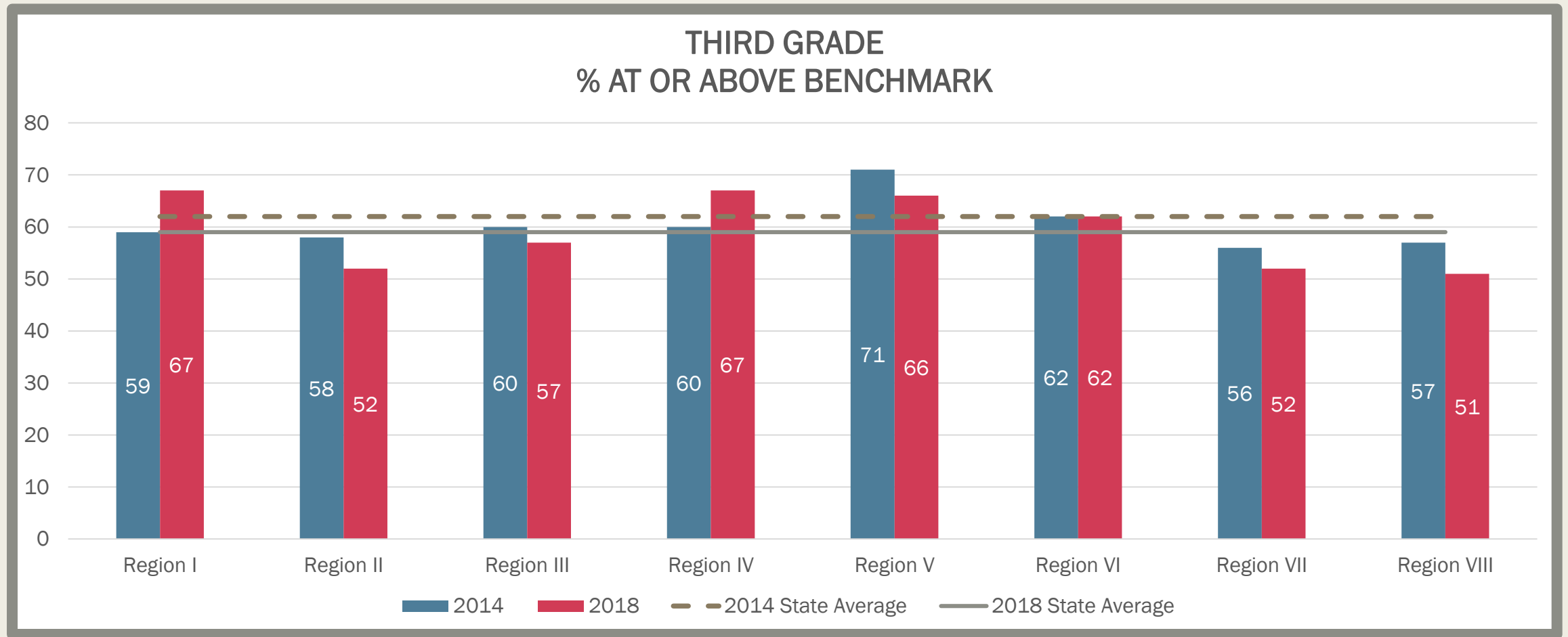
# Progress Over Four Years by *Region*

KINDERGARTEN  
% AT OR ABOVE BENCHMARK

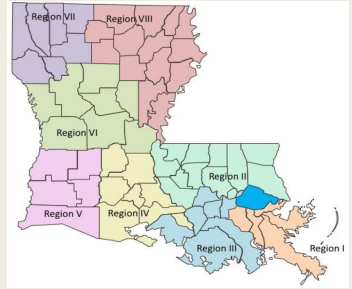




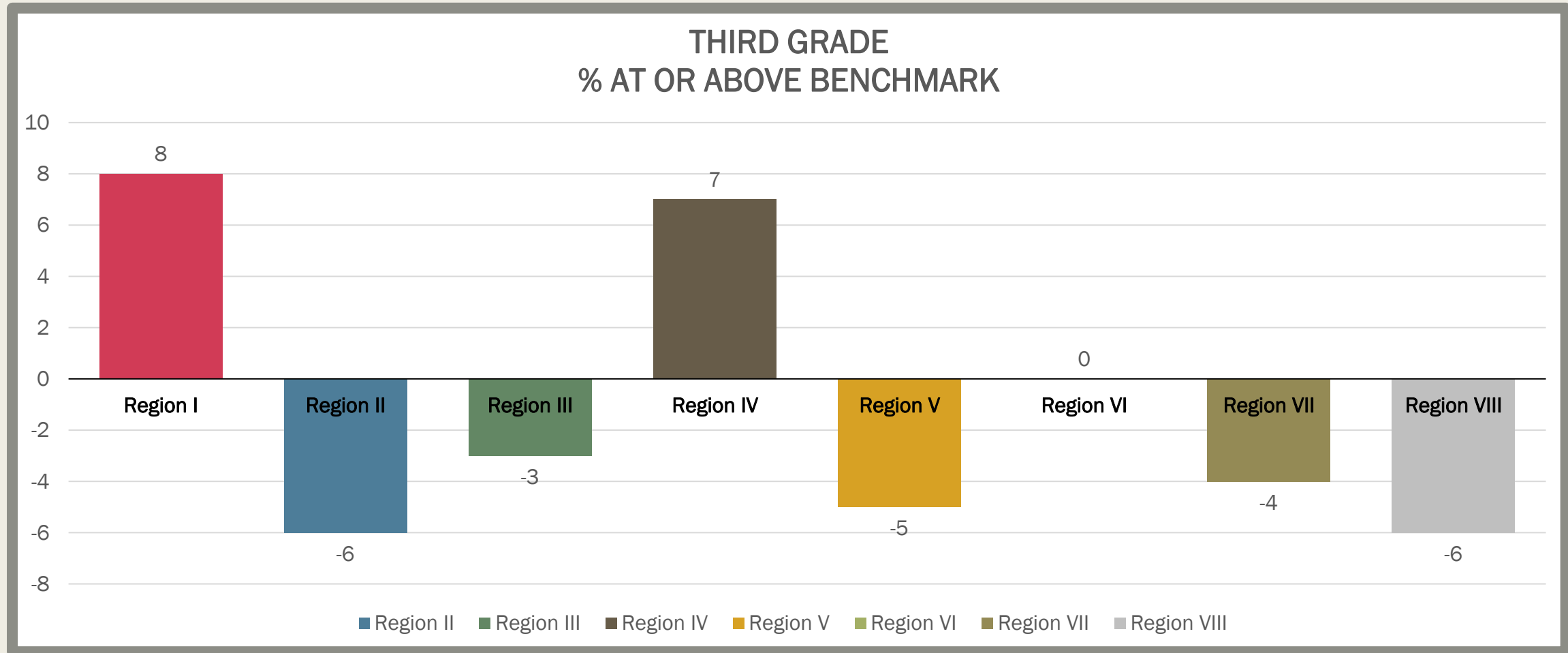
# Progress Over Four Years by *Region*



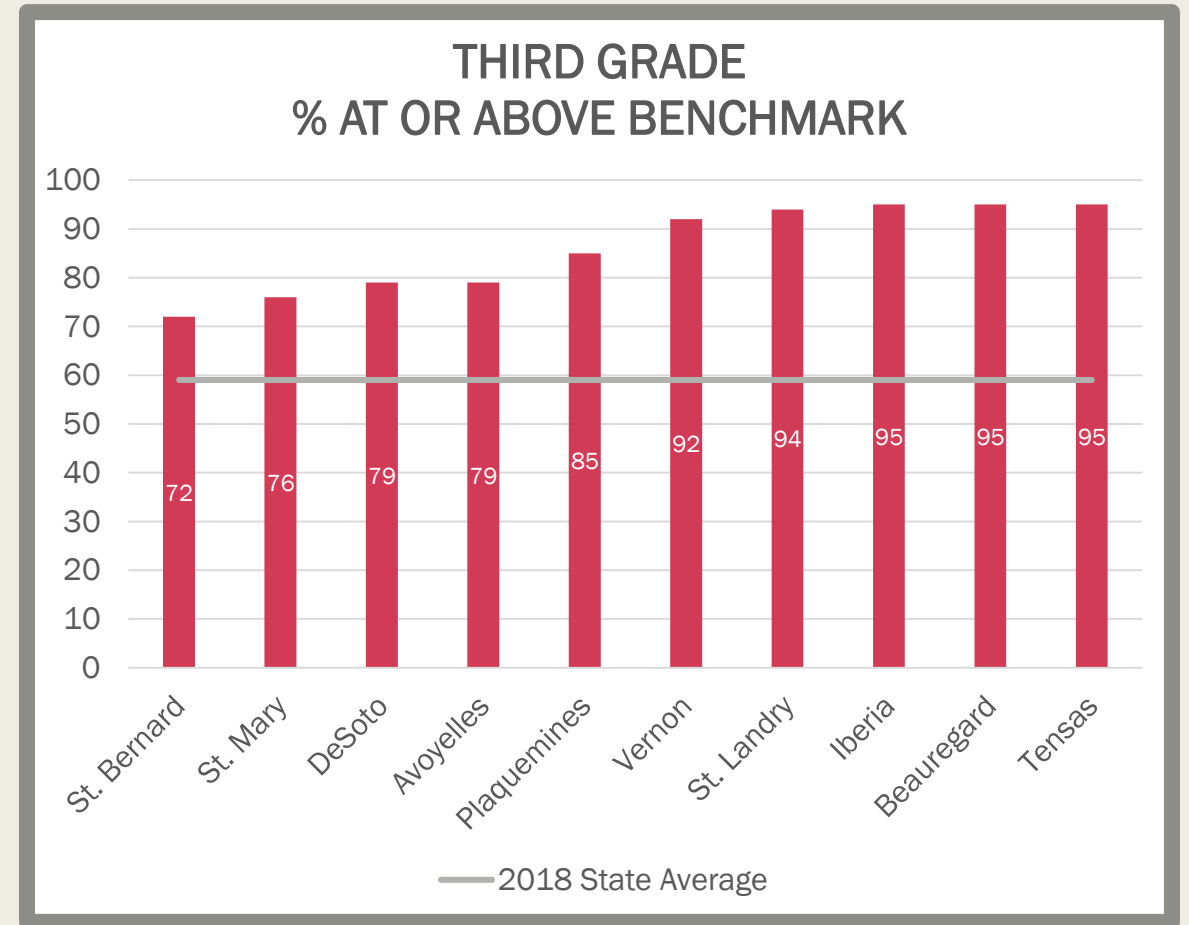
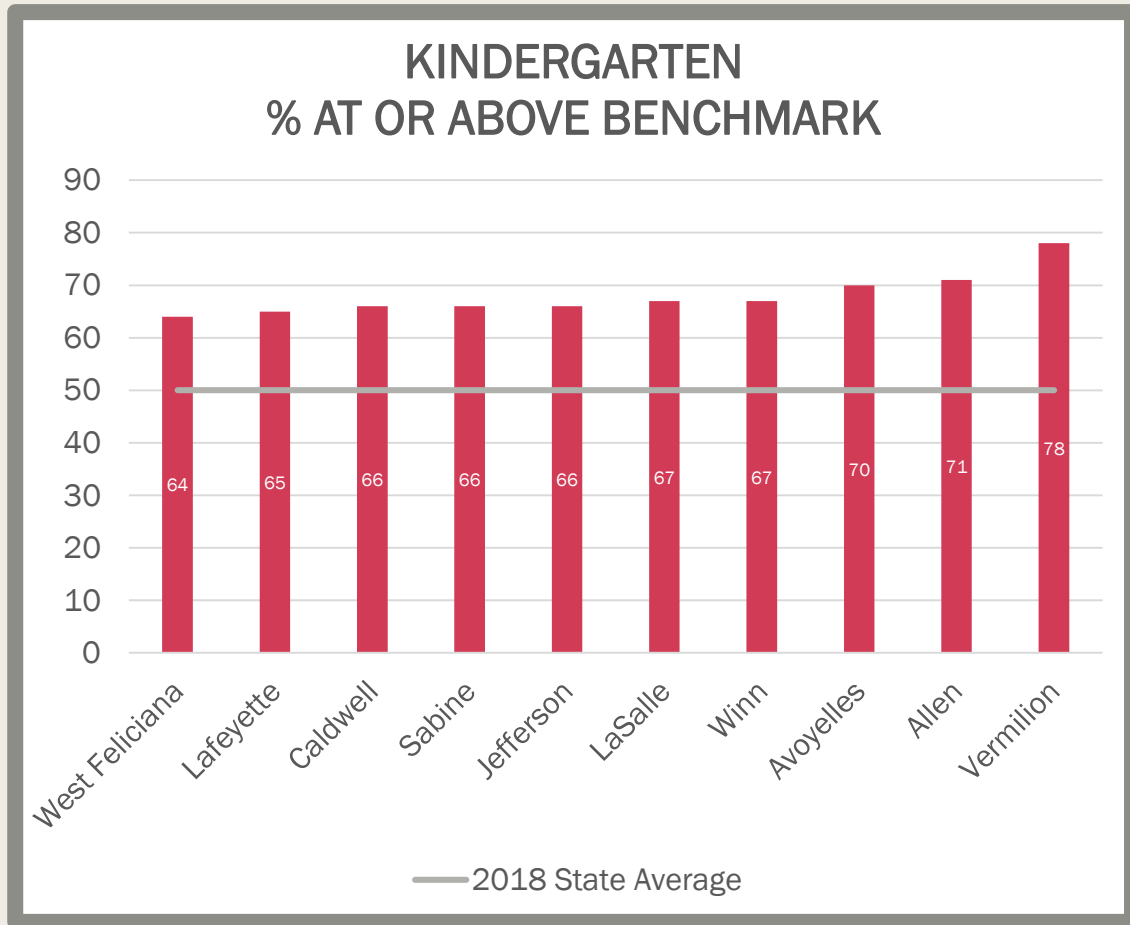




# Progress Over Four Years by *Region*

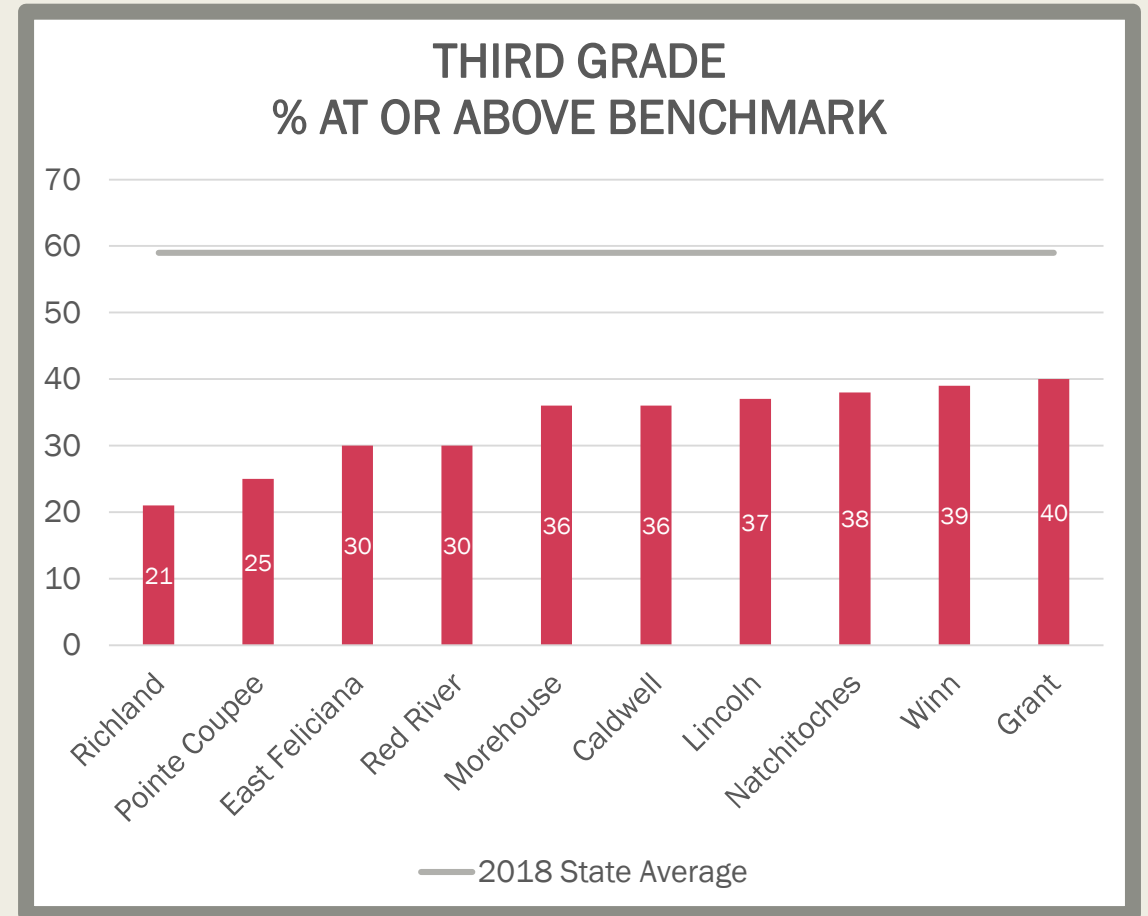
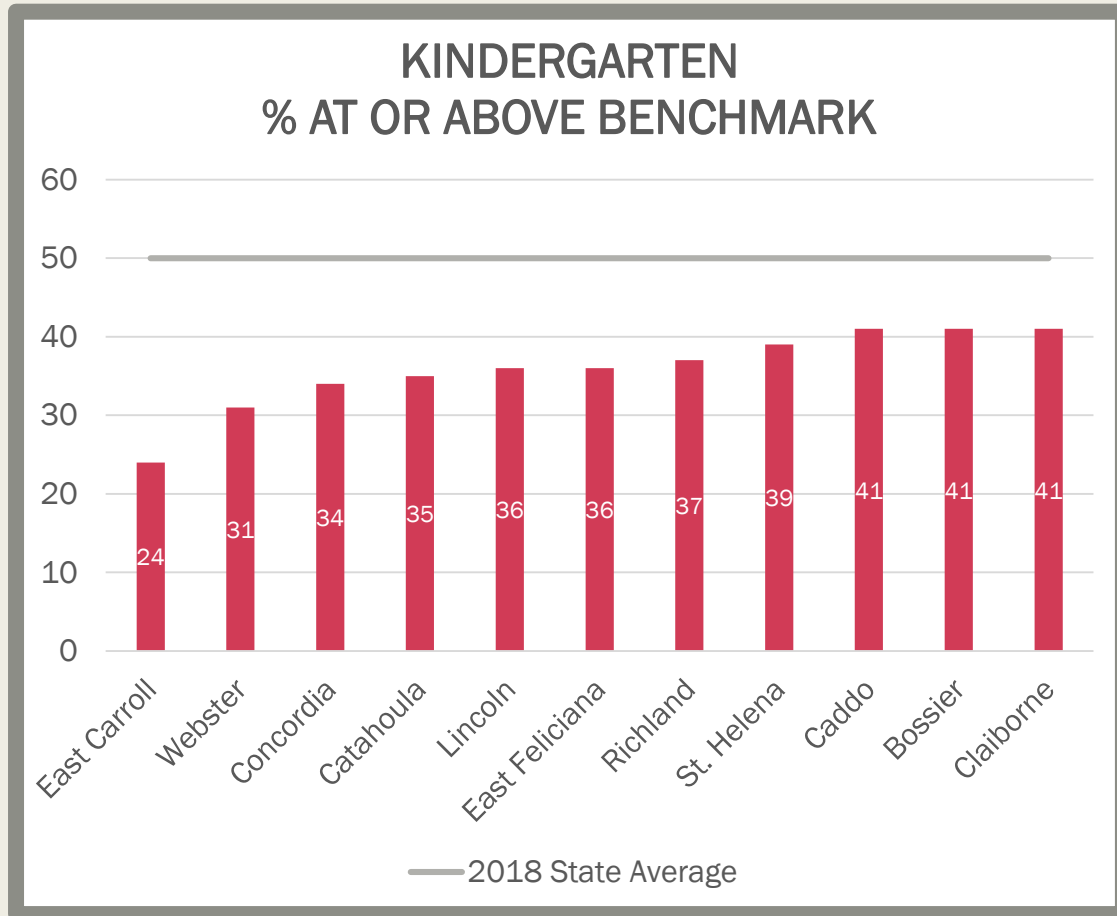


# Top 10 Performing Parishes 2018



# Bottom 10 Performing Parishes

## 2018





Are Louisiana's students prepared to  
***“Read to Learn”***?

# Are Louisiana's students prepared to “*Read to Learn*”?

*Is our reading program effective with all students at all grade levels?*

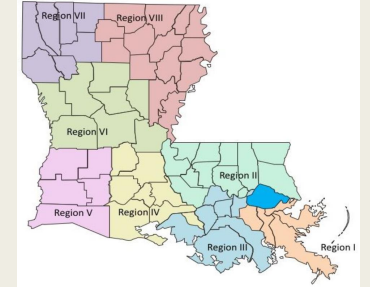
- Only 50 to 60 percent of students are reaching at or above benchmark by 3rd grade
- Significant downward statewide trend in students meeting benchmark over the past four years for K through 3<sup>rd</sup> grade
- But some progress from Kindergarten to 3<sup>rd</sup> grade within cohorts

# Are Louisiana's students prepared to *“Read to Learn”*?

*Who and how many students need additional support to become proficient readers ?*

- Anywhere from 5% to 80% of students in need of additional supports across the state in K through 3<sup>rd</sup> grade

# Are Louisiana's students prepared to “*Read to Learn*”?



*Are there exemplar schools or parishes on which we can model successful reading instruction?*

Yes!

- **Region VI**
  - Has the most students meeting benchmark in kindergarten compared to other regions
  - Has the highest number of parishes in the top 10 in kindergarten 2018
  - **Avoyelles** is performing at the top for both kindergarten and third grade
- **Region IV and VI** have made gains
  - Below state averages for both grades in 2014 but above state averages for kindergarten and third grade in 2018
- **Region I** have made improvements in preparing more third graders while others have stayed the same or decreased
  - Highest percentage of students meeting benchmarks during third grade (along with **Region IV**) compared to other regions
- **Region V** consistently above state averages

# Are Louisiana's students prepared to *“Read to Learn”*?

Did we meet our literacy goals this year?

Its not clear whether Louisiana has statewide goals or not



# Where do we go from here?



Set clear goals for schools statewide

- First step in measuring progress = clear measurable goals
- Measure rate of progress not just benchmarks



Prevention Framework: Extend supports into third grade

- Why are two parishes that are in the top 10 in Kindergarten are in the bottom ten for 3<sup>rd</sup> grade?
- Some of the lower performing Regions also are the regions that have some of the highest % of students exposed to ED



The early literacy commission is focused on reading instruction and teacher preparation but perhaps there are other areas to advocate for

- Developmental continuity
- Addressing needs through the five big ideas of early literacy
- Investigate exemplar parishes or other states to model programs
- Family-school partnerships
- Re-examine assessment procedures

# QUESTIONS OR COMMENTS?

